

Pinal County
Fiscal Year 2018 – 2019
Tentative Budget

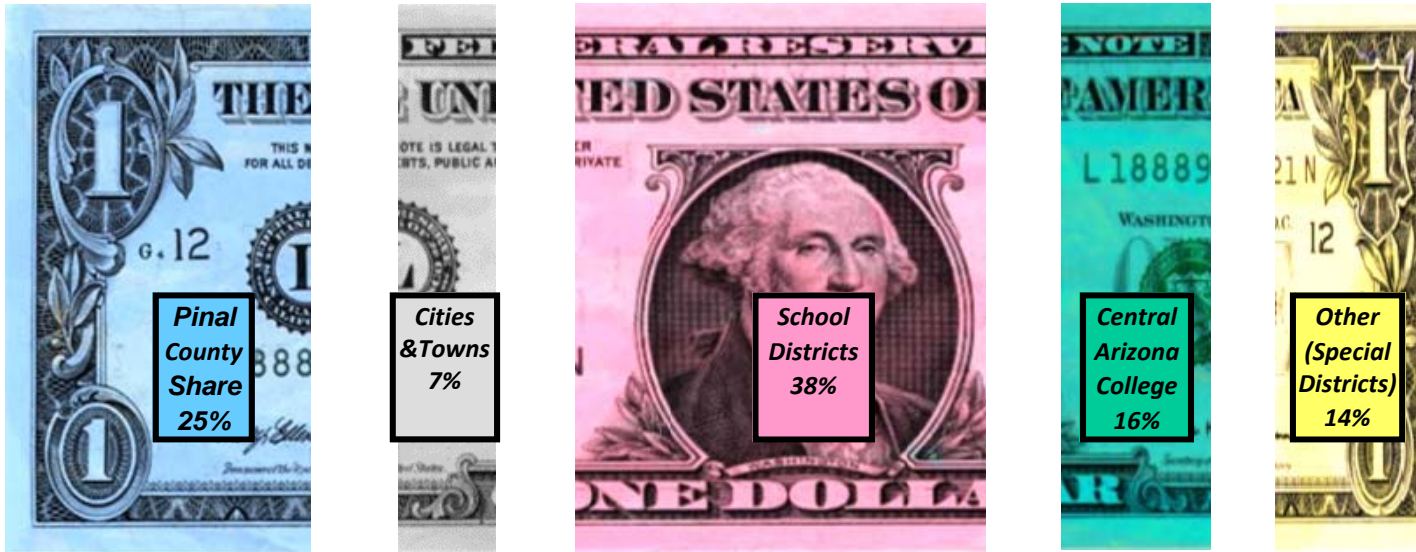


PINAL COUNTY

WIDE OPEN OPPORTUNITY

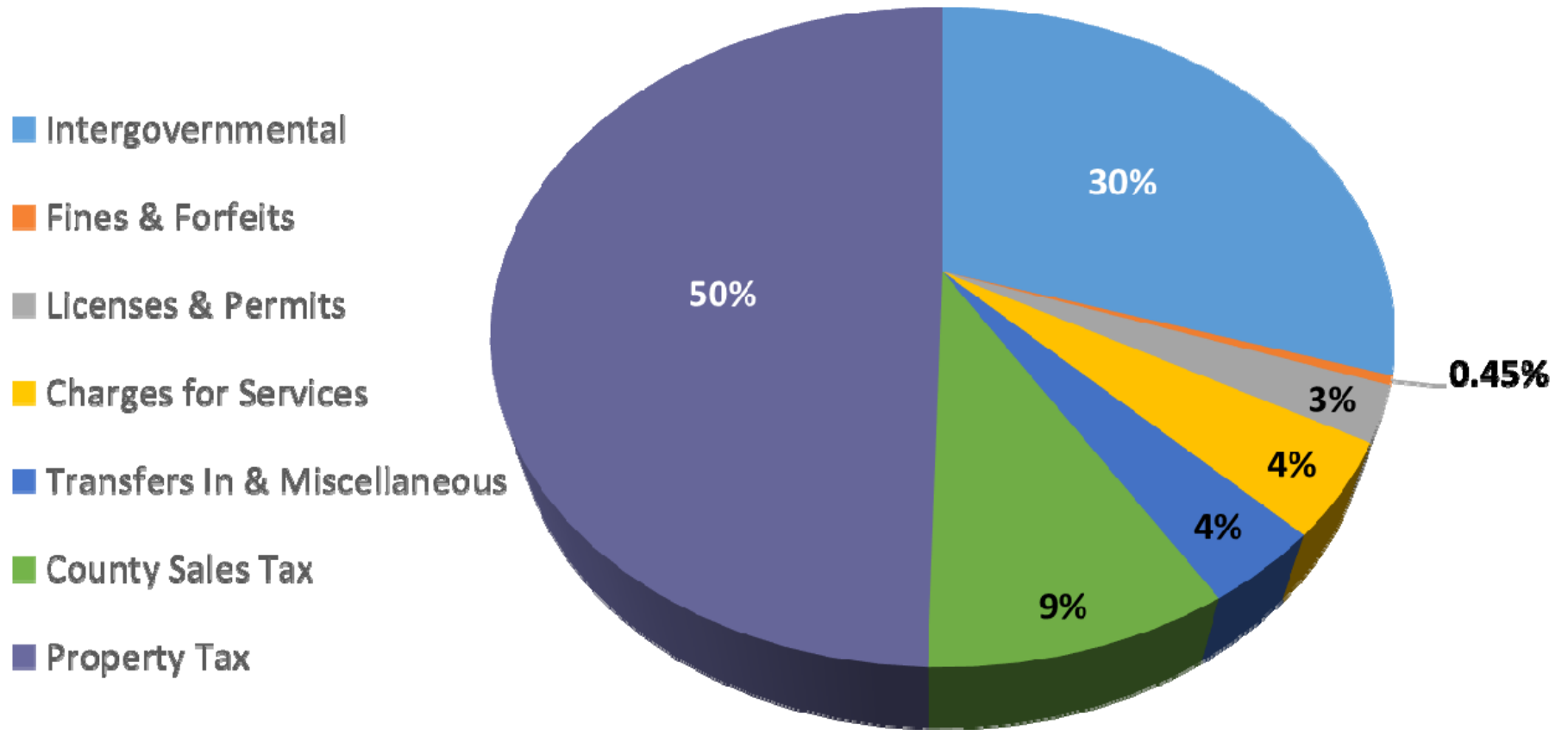
June 6, 2018

Where Your Tax Dollars Go



On average, the FY 2017-2018 Pinal County portion of the tax levy is roughly 25 cents of your tax dollar. This is down from 31 cents in FY 2010-2011.

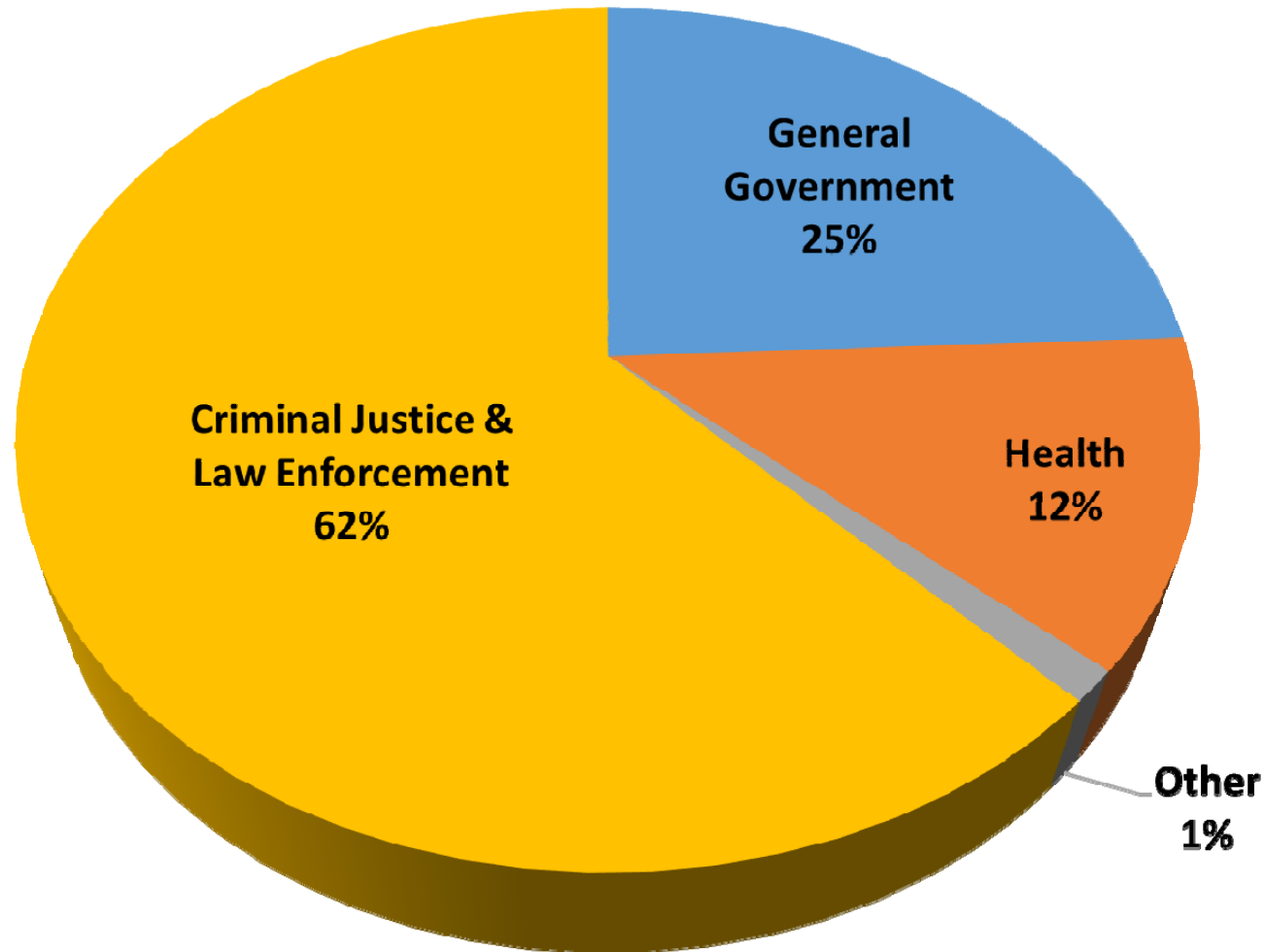
General Fund Revenue Budget FY 2018 - 2019



Notes: Property Taxes includes delinquent tax lien sales and Intergovernmental includes State Shared Revenue

6/6/2018

Distribution of General Fund



*Does not include reserves, transfers, salary increases & medical benefits

Notes: Health includes mandatory AHCCCS contributions and Behavioral Health; General Government includes Assessor, Recorder, Treasurer, Board of Supervisors/appointed, and countywide utilities and facilities; and Other includes Transportation, Education, Welfare, and Recreation.

6/6/2018

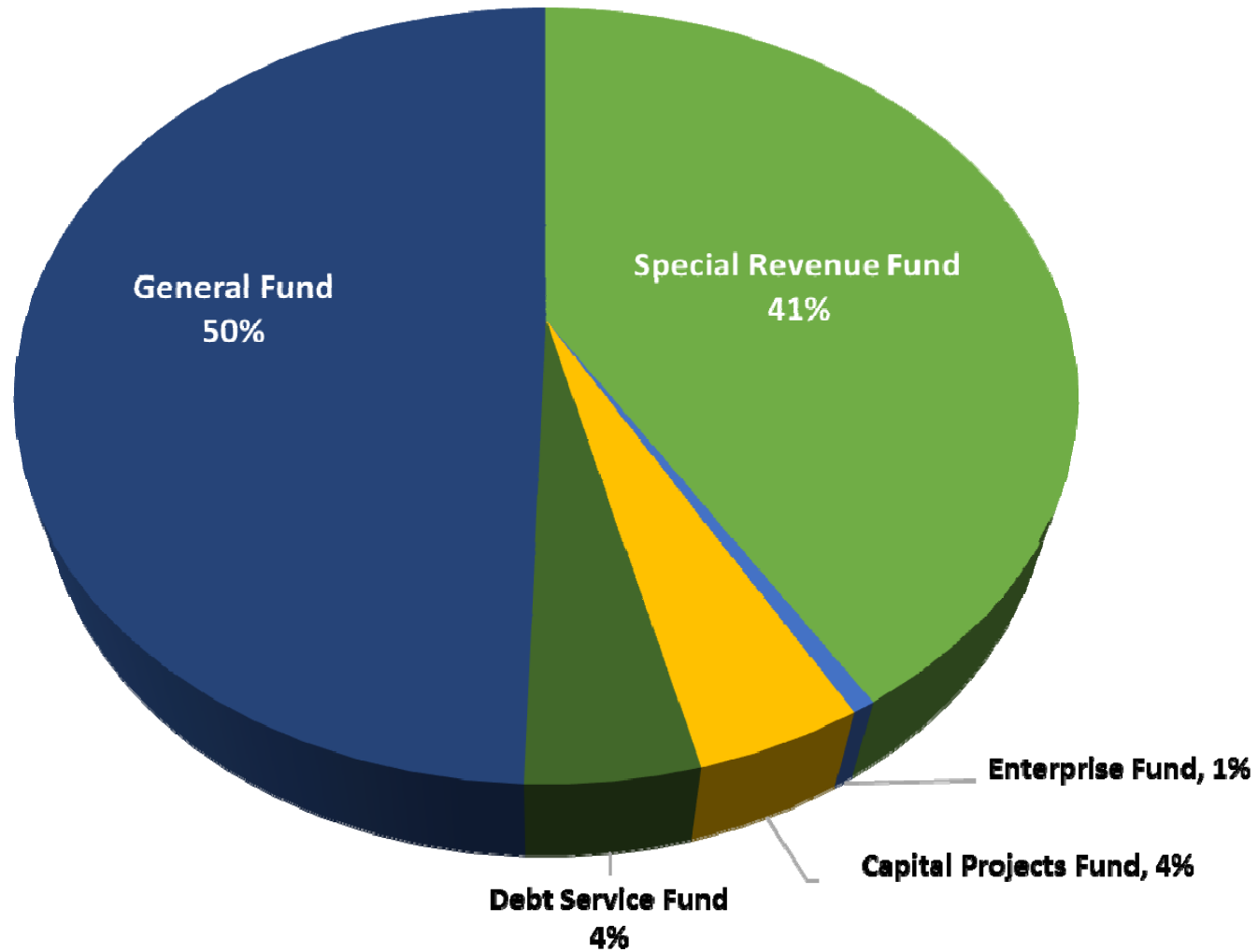
FY 2018-2019 Highlights

- Pinal County continues its commitment to financial health while reducing the primary property tax rate and increasing service quality. The budget was built with a 4 cent primary property tax rate reduction from \$3.8699 to \$3.83.
- New construction valuation was steadily modest at \$58.3M (2.5% growth). The increase in existing properties valuation was 2.6%, restrained by the implementation of Prop 117.
- General Fund excise tax related revenue growth is trending strong at 7% this year with 3 months remaining.
- Reallocations and increases in GF funding to enhance services of \$4.1M.
- 2.5% wage increase “Across the Board” for eligible employees.
- No increase to employee charge for Medical benefits.
- Employer paid increases to retirement benefits.
- GF Financial Stability Reserve estimated to be at 15% at year end.

FY 2018-2020 General Fund Forecast - Tax Rate \$3.83 FY 18-19, \$3.79 FY 19-20					
	FY15-16 Actual	FY 16-17 Actual	FY 17-18 Projection	FY 18-19 Projection	FY 19-20 Projection
BEGINNING FUND BALANCE	\$19,985,248	\$23,178,687	\$27,329,337	\$26,582,428	\$27,566,266
REVENUES					
Property Taxes and Tax Lien Sales	\$79,772,057	\$80,198,888	\$85,238,932	\$88,224,630	\$91,594,220
County Sales Tax	\$14,561,022	\$14,976,110	\$15,946,079	\$16,743,383	\$16,910,817
License & Permits	\$3,457,294	\$4,363,744	\$4,569,059	\$4,934,583	\$5,033,275
Intergovernmental	\$47,988,514	\$49,056,193	\$52,940,088	\$55,587,092	\$56,142,963
Charges for Services	\$12,621,361	\$8,409,143	\$8,138,604	\$8,301,376	\$9,184,390
Fines & Forfeits	\$772,993	\$1,114,423	\$907,958	\$917,038	\$921,623
Miscellaneous	\$4,516,357	\$4,830,289	\$1,796,637	\$2,001,803	\$2,021,821
Transfers In	\$5,979,761	\$4,862,130	\$3,808,049	\$3,559,160	\$3,559,160
TOTAL REVENUE	\$169,669,359	\$167,810,920	\$173,345,406	\$180,269,066	\$185,368,269
% Annual Change			3.30%	3.99%	2.83%
EXPENDITURES					
Personnel	\$99,907,079	\$98,439,114	\$103,617,445	\$108,747,745	\$114,119,266
Non-Personnel	\$53,445,031	\$52,952,018	\$54,270,590	\$53,610,490	\$55,980,490
Transfers Out	\$13,123,810	\$12,269,138	\$16,204,279	\$16,926,993	\$15,718,645
TOTAL EXPENDITURES	\$166,475,920	\$163,660,270	\$174,092,314	\$179,285,228	\$185,818,401
REVENUE LESS EXPENDITURE	<u>\$3,193,439</u>	<u>\$4,150,650</u>	<u>(\$746,908)</u>	<u>\$983,838</u>	<u>(\$450,132)</u>
Surplus/(Deficit) as a % of Revenue	2%	2%	0%	1%	0%
ENDING FUND BALANCE	\$23,178,687	\$27,329,337	\$26,582,428	\$27,566,266	\$27,116,134
Reserve as a % of outflows	14%	17%	15%	15%	15%
15% of Projected Outflows	\$24,971,388	\$24,549,041	\$26,113,847	\$26,892,784	\$27,872,760

Total Pinal County Expenditures

FY 2018 - 2019



6/6/2018

Pinal County's Tentative Budget for Fiscal Year 2018-2019:

\$451,709,402

The overall budget increased by \$45,636,799, which is due to future capital projects.

Once the Tentative Budget is adopted, it can be decreased or budget can be reallocated. However, the total budget cannot be increased. State law requires the County to budget all of its projected sources, including in all fund balances, even if they are not planned to be spent in the current year. In compliance with Section 42-17107, Arizona Revised Statutes, a Truth in Taxation Hearing Notice will be published in the local newspaper. The Truth in Taxation rate is \$3.7721.