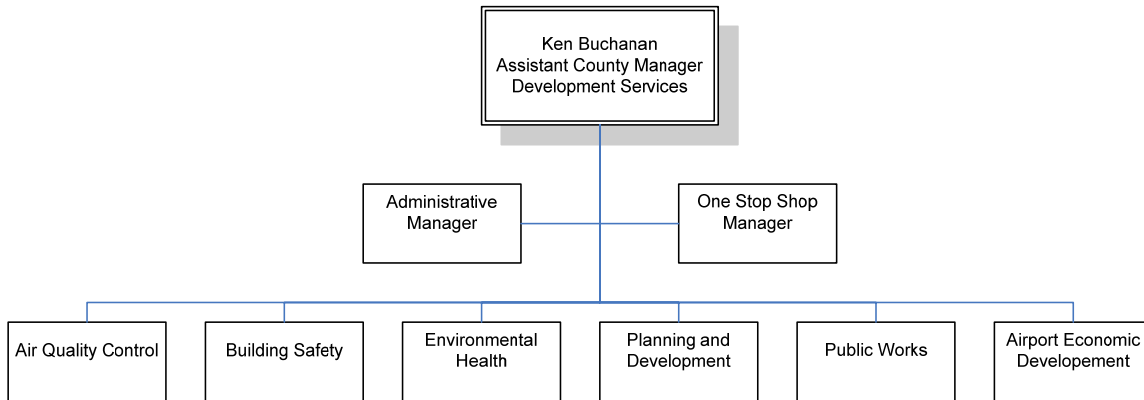




Development Services

Ken Buchanan, Assistant County Manager



Mission Statement:

Pinal County is a major growth area in Arizona as well as the nation. This has called for a need to provide for a more comprehensive and structured approach for Pinal County in the manner in which we deliver services to the growth community and its citizens. We work for a service organization whose customers are the citizens of Pinal County. Our job is to be performed with excellence, efficiency, effectiveness and quality in mind. Our mission is to get ready, be ready, and stay ready addressing a solid growth management process through team management.

Department Description:

The Pinal County Development Services Department provides administrative oversight, support and coordination for services provided by five (5) divisions within this Department. These Divisions include: Public Works, Building Safety, Air Quality, Environmental Health and Planning and Development.

**Did You Know?**

Pinal County has experienced a population growth rate of 19.3 percent since July, 2004, according to State of Arizona statistics.

Accomplishments for FY 2005-2006:

- Initiated Development Impact Fee preparation process. Completed a Development Impact Fee study, held public meets, met with stakeholders and drafted the Pinal County Impact Fee Ordinance.
 - Completed Development Impact Fee Capital Improvement Project focusing on transportation, public safety, and open space:
 - Completed the Small Area Transportation Study to evaluate the County's current and future transportation needs and will serve as a guide to managing the transportation issues in Pinal County.
 - Completed a county wide comprehensive Trails and Open Space Master Plan, which over a 10 year period will connect the Arizona Trail, CAP canal corridor and the Juan Bautista De Anza Historic Trail encompassing various existing and newly constructed motorized and non-motorized trails designed to preserve natural habitat and recreational areas.
 - Development Services restructuring successfully completed, the Assistant County Manager for Development Services will directly oversee the One Stop Shop and Public Works will serve as administrator over Floodplain Management, allowing staff to provide a wider range of services to enhance customer service for the citizens and stakeholders of Pinal County.
 - Completed a comprehensive revision and restructuring of our Planning & Zoning Fee Schedule.
 - Completed an updated of the Pinal County Floodplain Ordinance from 1988.
 - Completed construction of the Northern Freeway from US 60 to Highway 287 and Gantzel Road from Ocotillo to Combs. Installed a traffic signal at Ironwood & Gantzel.
 - Completed revisions of Zoning & Subdivision Ordinances and drafted a new Noise Ordinance,
 - Complete construction of the Adult Detention, Training Center, & firing range project.
 - Acquired five modular building to provide additional space to house Building Safety, P & D, and Public Works staff.
-



Goals and Objectives for FY 2006-2007:

- Continue with the Strategic Plan for the five departments of the Development Services Division that addresses their Growth Planning Initiative, Transportation, Air Quality, Natural Resources, Open Space and Land Use in the growth areas of Pinal County.
- Prepare staff for the initiation of the impact fees in 2007 for the unincorporated areas of Pinal County.
- Complete construction on the Juvenile Youth Justice Center.
- Complete major road construction from German to Ocotillo, German to US 60, and Combs south to Belle Vista.
- Integrate the ACCELA program into the Planning & Development permitting process.
- Revise the Drainage Ordinance from 1998.
- Complete update of Building Codes from 2001.
- Finalize the integration of the GIS system.
- Complete revisions of Zoning & Minor Land Division Ordinances.
- Initiate construction project of the Animal Control Facility Expansion.
- Complete Amendments for the Pinal County Comprehensive Plan.
- Complete the Open Space Master Plan and update Trails Plan

Average Sales Price February 2005 - July 2005	
Tempe-Chandler	\$274,220
Mesa-Gilbert	\$280,947
Maricopa County	\$270,145
Pinal County	\$189,838
Johnson Ranch	\$182,383
Casa Grande	\$174,579
Coolidge	\$144,189
Apache Junction	\$309,938
Maricopa	\$211,438

Source: Elliott D. Pollack & Co, RL Brown





Budget Summary by Fund

Development Services

BUDGET BY PROGRAM	FY 2004-2005 Actual	FY 2005-2006 Budget	FY 2005-2006 Actual	FY 2006-2007 Budget	Percent Over Last Year
Development Srv	161,218	219,090	219,148	294,196	34%
Land Management Integration	0	973,000	322,773	0	N/A
One Stop Shop	0	25,300	25,151	185,700	634%
Total - Developmental Services Admin	161,218	1,217,390	567,072	479,896	-61%

BUDGET BY CATEGORIES OF EXPENDITURES	FY 2004-2005 Actual	FY 2005-2006 Budget	FY 2005-2006 Actual	FY 2006-2007 Budget	Percent Over Last Year
Personal Services	141,923	186,290	207,258	408,296	119%
Supplies	7,399	15,500	68,004	36,600	136%
Outside Services	11,896	1,015,600	241,820	35,000	-97%
Capital Expenditures	0	0	49,989	0	N/A
Non-operating Expenses	0	0	0	0	N/A
Total	161,218	1,217,390	567,072	479,896	-61%

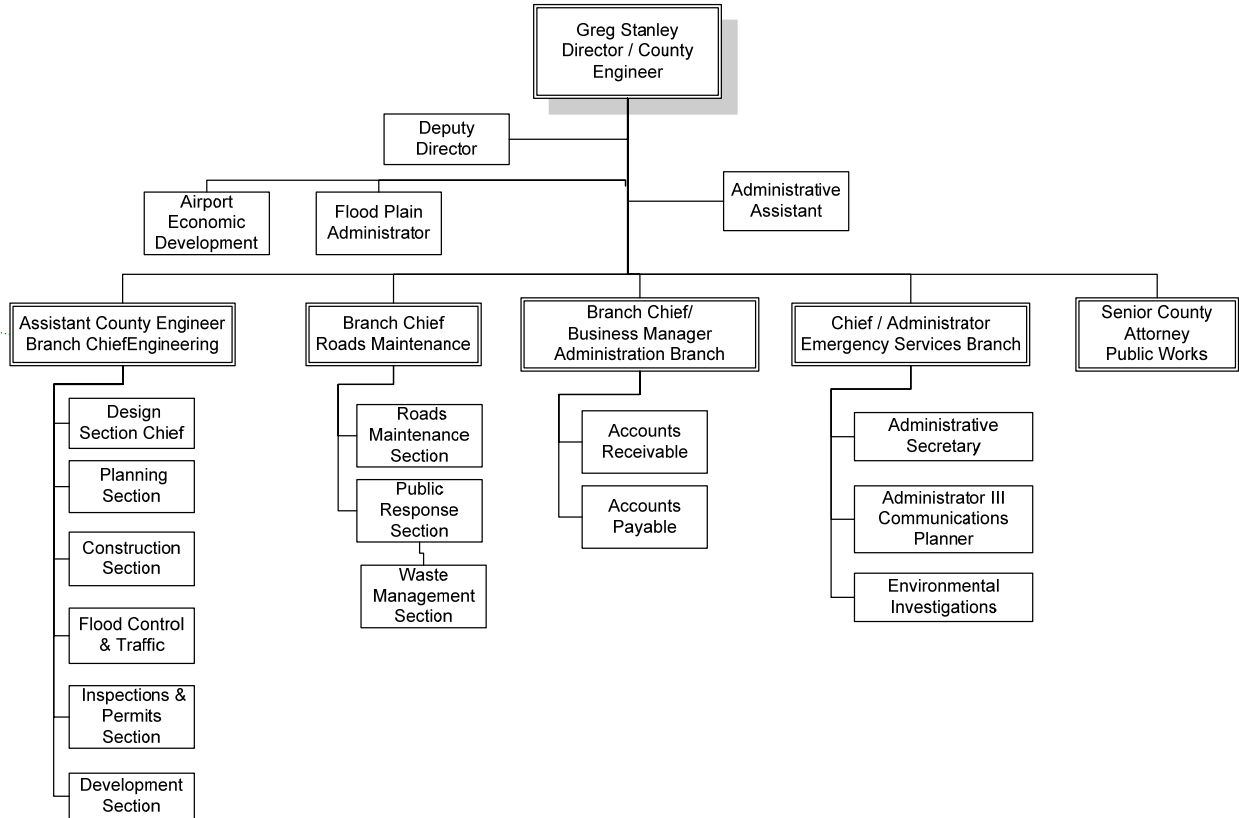
Authorized Staffing

Personnel by Program	FY 2002-2003	FY 2003-2004	FY 2004-2005	FY 2005-2006	FY 2006-2007
Administration	0	0	2	2	5
Public Works	184	184	172	212	230
Building Safety	24	25	30	38	42
Air Quality Control	10	10	21	19	23
Environmental Health	6	6	16	23	24
Planning and Development	27	29	33	35	42
Airport Economic Development	0	1	1	2	2
TOTAL FT/PT Personnel	251	255	275	331	368



Public Works

Greg Stanley, Director / County Engineer



Mission Statement:

To construct and maintain a safe and efficient transportation system. Implement structural and regulatory measures to minimize flood related damages. Receive requests and provide timely responses to citizens regarding local roadway and drainage problems. Provide coordination and support services during emergency events and prepare action plans necessary to carry out emergency functions to protect the citizens of Pinal County and their property from damages during many types of disasters. Provide maintenance services on county vehicles and heavy equipment. Plan and construct other Public Works projects as required.



Did You Know?

The majority of Americans are unaware that homeowner's insurance policies do not cover them for damages associated with flooding, yet flooding is more common than fire damage. Would you ever think of not having fire insurance? Contact your insurance agent and ask about obtaining flood insurance through the National Flood Insurance Program.

Accomplishments for FY 2005-2006:

- Began construction on these three projects:
 1. Adult Detention Facility Expansion, at a projected cost of \$43,858,000
 2. New Juvenile Detention Facility at a projected cost of \$12,000,000
 3. Renovation and New Training Facility at a projected cost of \$4,491,000
- Received Board of Supervisors, State of Arizona and Federal Emergency Management Agency approval on the Pinal County All-Hazard Mitigation Plan.
- Implemented an effective high-visibility Employee Safety Program which resulted in a 62 percent reduction in workplace injuries since July 2005.
- Completed 52 Adopt-A-Highway cleanups. This directly saved Pinal County dollars by using citizen groups to patrol and clean designated stretches of highway, and worked effectively by the use of recognition signs that promote citizen group's "Pride of Ownership."
- Recycled 1,435 tons of Paper, Cardboard, Aluminum/Tin, Plastic and Newspaper. Recycled 1,176 Batteries and 2,177 gallons of used Oil. Revenue from these activities totaled \$93,842.
- Held a Public Works Records Management Day, which vastly improved records storage by eliminating excess paper files. This event produced recycled paper and revenue for the Recycle Center.
- Successfully hosted the Arizona State-wide Full Scale Exercise in October 2005 at the Pinal County Fairgrounds. This event included over 500 participants from 90 agencies, including 88 VIP's, 17 media representatives and 63 exercise evaluators.
- Worked with County officials and secured \$61.4 million to fund the Ironwood/Gantzel Road Project. This roadway was identified as a "Principal Arterial Street" in the 2000 Pinal County Transportation Study and will ultimately be expanded to three lanes in each direction.
- Achieved the following milestones in the Ironwood/Gantzel Road Projects:

Phase A -- Ocotillo to Combs Roads: Design Phase is 100 percent complete. Construction started in June 2005.



- Phase B -- US 60 to Ocotillo Road: Design phase is 95 percent complete. Construction will start in May 2006.

Phase C – Combs to Bella Vista Roads. Design is 95 percent complete. Construction will start in May 2006.

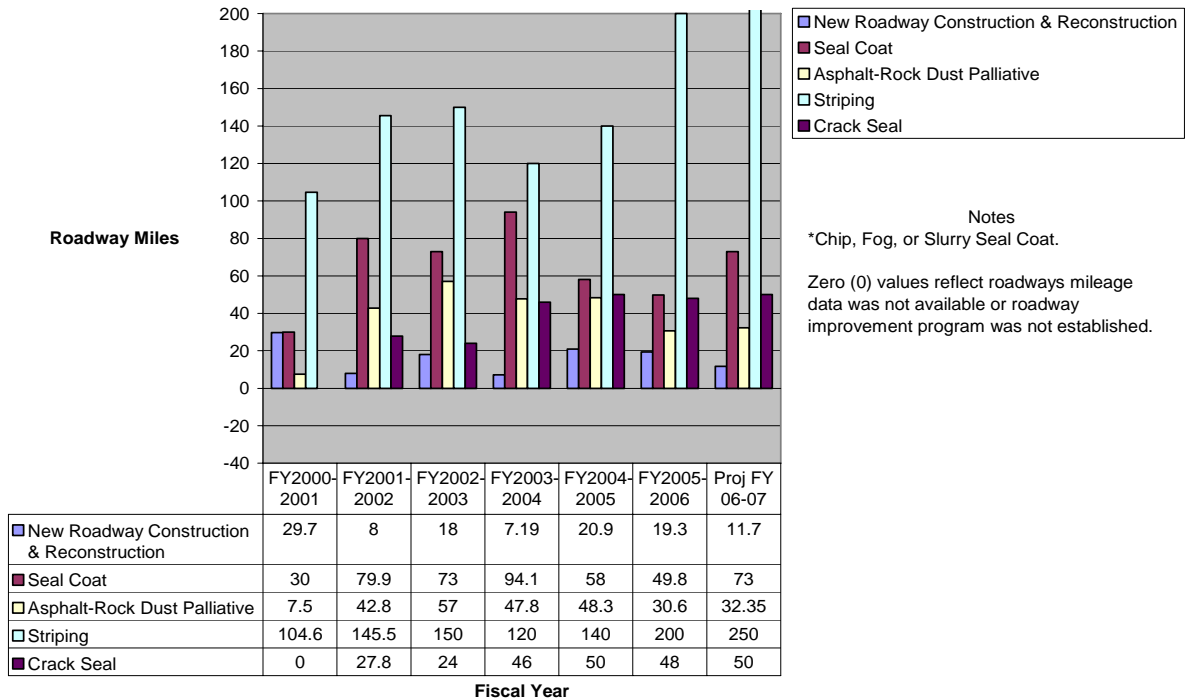
Phase D – Bella Vista Road to Hunt Highway: Design Phase is 95 percent complete. Construction will start in Spring 2007.
- Conducted reviews of 16,312 plan sheets for proposed new residential and commercial development and 341 Proposed Development Reports.
- exceeds the standards of other counties in Arizona.
 - Continue to grow and equip our Public Works employees with these programs:
 - Operator Advancement Program
 - Equipment Replacement Program
 - Road Scholar Program
 - Provide interim facilities for Development Services personnel by procuring and locating office trailers in the Development Services east parking lot.
 - Operate two Crack-Seal Road Preservation crews with the hire of two new employees. These crews will focus on subdivision street maintenance in unincorporated areas of the county.
 - Continue to encourage and organize the county and agencies to meet overall National Incident Management System (NIMS) federal mandates/strategies. Bring both plans and training (all government staff) to exceed the minimum mandated for better response capabilities and to maintain eligibility for federal grant funding.

Goals and Objectives for FY 2006-2007:

- Relocate District 2 Maintenance Yard (Florence) to Pinal County Hunt Highway property.
- Reduce accidents by 10 percent through an active Employee Safety Awareness Program. This program includes monthly meetings with safety films, brochures and incentives for achieving milestones in workplace safety.
- To complete construction of 12 miles of new roadway and apply Asphalt-Rock Dust Palliative to 32 miles of existing roads to mitigate dust and improve air quality.
- Maintain Pinal County Emergency Management at the current level that equals or



Pinal County Roadway Construction & Improvements



Budget Summary by Fund

Public Works

BUDGET BY PROGRAM	FY 2004-2005 Actual	FY 2005-2006 Budget	FY 2005-2006 Actual	FY 2006-2007 Budget	Percent Over Last Year
Solid Waste	271,053	350,616	351,025	232,592	-34%
Road Tax Dist 1	2,735,381	1,523,515	995,518	4,778,062	214%
Road Tax Dist 2	1,363,425	1,592,545	947,584	3,472,000	118%
Road Tax Dist 3	1,541,500	2,659,774	3,378,193	2,875,860	8%
Flood Management	703,298	6,336,311	1,080,938	3,130,581	-51%
Waste Tire Grant	190,466	207,000	215,111	261,200	26%
Highway	12,961,137	11,130,937	14,527,216	15,088,751	36%
Fleet Mgmt	2,213,361	2,186,247	2,537,705	2,200,000	1%
Design-Startup	3,174	0	8,165	0	N/A
Development-General & Admin	6,022,034	4,294,995	3,999,083	4,209,500	-2%
Dist 1 Transportation	0	0	0	1,000	N/A
Contractor	838,118	0	0	0	N/A
Equipment	22,144	0	0	0	N/A
Furn & Equip	34,428	0	0	0	N/A
Dispatch Move	9,845	0	0	0	N/A
Project Mgt	637	0	0	0	N/A
Remodel Old Crthse	518,669	0	687,068	0	N/A



BUDGET BY PROGRAM	FY 2004-2005 Actual	FY 2005-2006 Budget	FY 2005-2006 Actual	FY 2006-2007 Budget	Percent Over Last Year
Dis 1 Kelvin Bridge	126,201	601,000	169,510	1,333,052	122%
Citizen Grant	2,508	0	200,850	0	N/A
Terrorism '02 Supplemental	41,012	0	0	0	N/A
'03 Supplemental Homeland Sec.	474,331	0	12,005	0	N/A
Cert 2003	9,413	0	0	0	N/A
Lost Goldmine Renovation	1,485	0	4,356	1,500	N/A
Cloudview Ave Trailhead Acquis	16,615	0	4,698	1,000	N/A
Supplemental Plan/Admin	10,034	0	0	0	N/A
Homeland Plan/Admin	38,429	0	0	0	N/A
Homeland Exercise	73,992	0	0	0	N/A
Adult Detention Design	2,244,615	0	511,908	0	N/A
Adult Detention Construction	16,970,636	42,650,000	30,841,976	2,000,000	-95%
Juv Detention Design	622,099	780,000	228,311	0	N/A
Juv Detention Construction	733,425	12,900,000	10,499,846	1,000,000	-92%
Juv Det. Project Mgmt	124,680	340,000	180,507	75,000	-78%
Juv Det. Mis-Telecom Eq	18,318	600,000	447,643	100,000	-83%
Juv Material Test-Spc In	169,445	100,000	229,523	0	N/A
Juv Furniture-Furnishing	1,500	750,000	961,134	1,200,000	60%
Juv Det Contingency	109,763	400,000	62,030	100,000	-75%
Ctzn Corp Prg Ffy 04	7,471	20,000	166	30,000	50%
"2005" Statewide Exercise	0	0	16,701	0	N/A
Comm Tower F-05-50	0	0	0	400,000	N/A
Public Safety Satellite F05	0	0	0	60,000	N/A
Homeland Security Planner	0	0	0	60,000	N/A
San Tan Pcs0 Substation	0	0	390	400,000	N/A
Ironwood Road-Gada	0	0	184,240	2,250,000	N/A
Transportation Impact Fees	0	0	0	2,000,000	N/A
Public Safety Impact Fees	0	0	0	250,000	N/A
Parks & Open Space Impact F	0	0	0	1,000,000	N/A
Gantzel Rd Extension	0	60,000,000	17,874,373	68,584,723	14%
Cjrip	12,700	0	0	0	N/A
Total - Public Works	51,237,344	149,422,940	91,157,769	117,094,821	-22%

BUDGET BY CATEGORIES OF EXPENDITURES	FY 2004-2005 Actual	FY 2005-2006 Budget	FY 2005-2006 Actual	FY 2006-2007 Budget	Percent Over Last Year
Personal Services	9,698,914	10,171,412	10,916,557	12,363,699	22%
Supplies	4,263,250	3,287,201	5,252,279	7,874,767	140%
Outside Services	32,889,149	131,712,161	64,227,122	90,047,799	-32%
Capital Expenditures	2,497,755	2,910,085	10,214,670	6,248,556	115%
Non-operating Expenses	1,888,277	1,342,081	547,141	560,000	-58%
Total	51,237,344	149,422,940	91,157,769	117,094,821	-22%

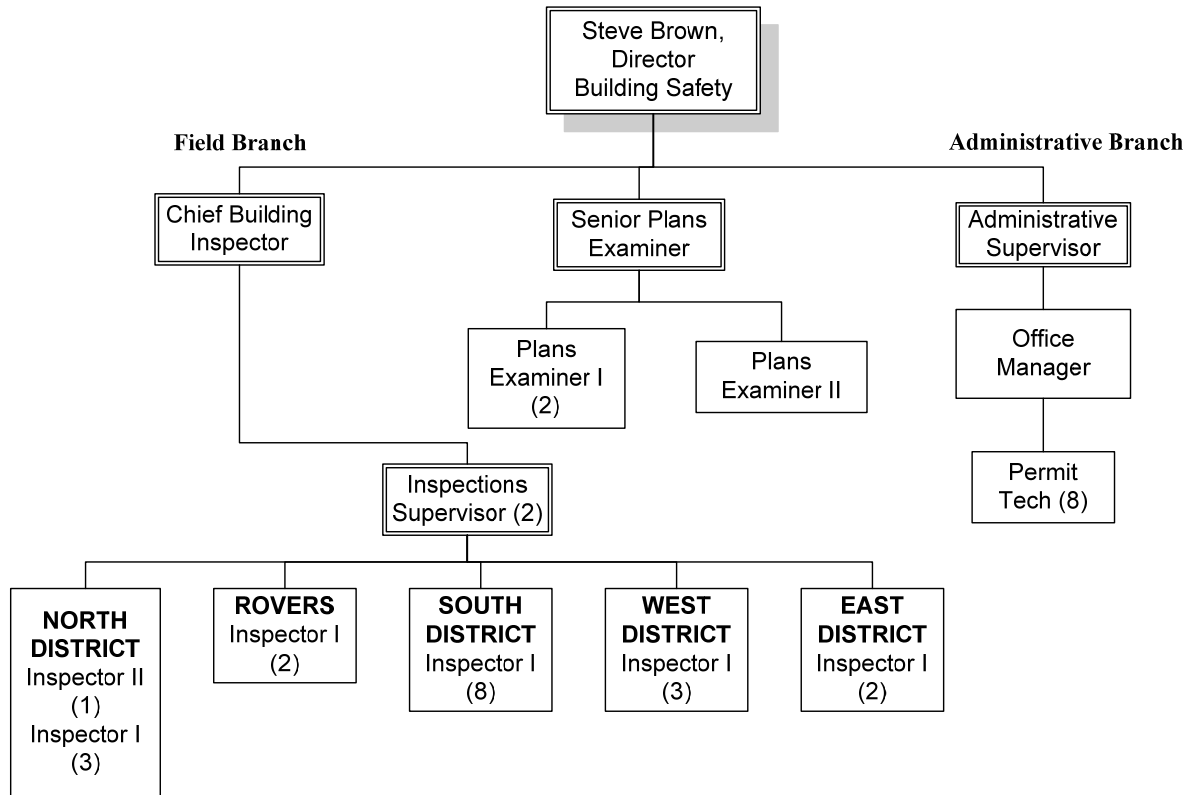


Authorized Staffing

Personnel by Program	FY 2002-2003	FY 2003-2004	FY 2004-2005	FY 2005-2006	FY 2006-2007
Administration	3	3	2	14	23
Solid Waste	1	0	0	8	7
Highway	179	178	166	197	196
Adult/Juv Det. Project	0	0	1	2	3
Flood Management	0	0	1	1	1
TOTAL FT/PT Personnel	183	181	170	222	230



Building Safety Steve Brown, Director



Mission Statement:

It is the mission of the Building Safety Department to create a safe environment for the citizens of Pinal County through public service oriented application of the International Building Codes. The County has adopted the International Building Codes, keeping us consistent with the majority of jurisdictions throughout the United States.

Department Description:

The Building Safety Department provides building inspections, plan review, permit issuance and investigative services to the unincorporated areas of the county, and also those cities and towns that have contracted with us for those services. We also provide design, plan review and inspection for County construction projects.

**Did You Know?**

Through our parent organization, the International Code Council or ICC, we meet annually to vote on new code proposals and update the code with new editions published every three years. Through this process, our building codes are current with modern research and technology and consistent throughout the United States and many other countries. The process also ensures everyone from the major industries to the average citizen, not only building officials, have input in their development.

- The inspectors have averaged 617 building inspections a day. That is up 21% over 2004-05! In 2000 we were doing a whopping 103 inspections a day.

Goals and Objectives for FY 2006-2007:

- We have begun the process of adopting the latest edition of building codes, the 2006 International Codes. Once our process is completed, this will keep us on pace as one of the most progressive jurisdictions in the state.
- Much of our focus this year will be on expanding the expertise of our office staff to become more knowledgeable in the technical aspects of the code. This will enable them to not only expand their interest beyond the administrative provisions, but perform light plan review too.

Accomplishments for FY 2005-2006

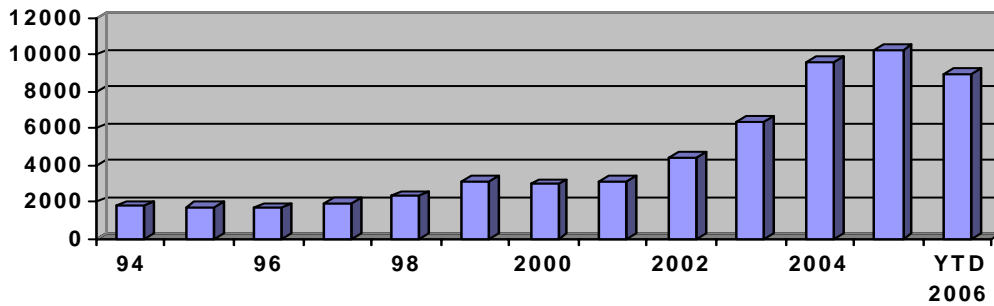
- We implemented the Selectron, Interactive Voice Response System. The IVR automates the hundreds of inspection requests, Certificate of Occupancy requests, utility clearances and plan review status reports we receive on a daily basis. This process frees up several of our staff to perform their many other duties.
-



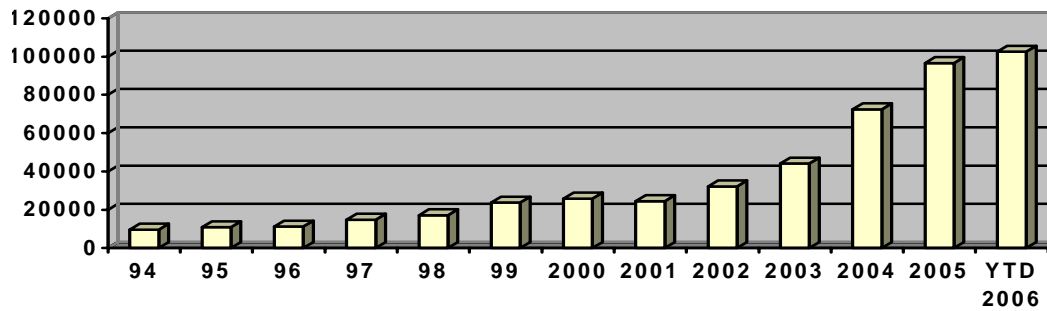
BUILDING SAFETY GROWTH ANALYSIS

These graphs reflect Fiscal Year totals
Fiscal year ending June 30 of year shown

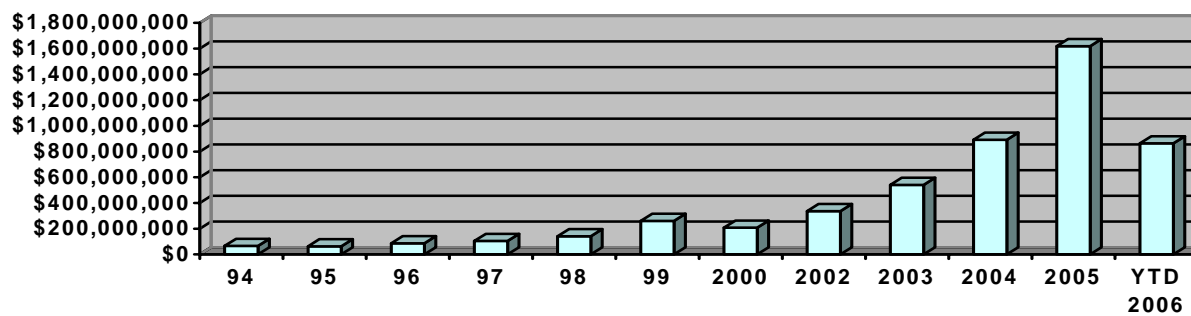
PERMITS ISSUED



INSPECTIONS



VALUATIONS





Budget Summary by Fund

Building Safety

BUDGET BY PROGRAM	FY 2004-2005 Actual	FY 2005-2006 Budget	FY 2005-2006 Actual	FY 2006-2007 Budget	Percent Over Last Year
Building Safety	1,245,543	1,729,797	1,730,437	2,067,696	20%
Total - Building Safety	1,245,543	1,729,797	1,730,437	2,067,696	20%

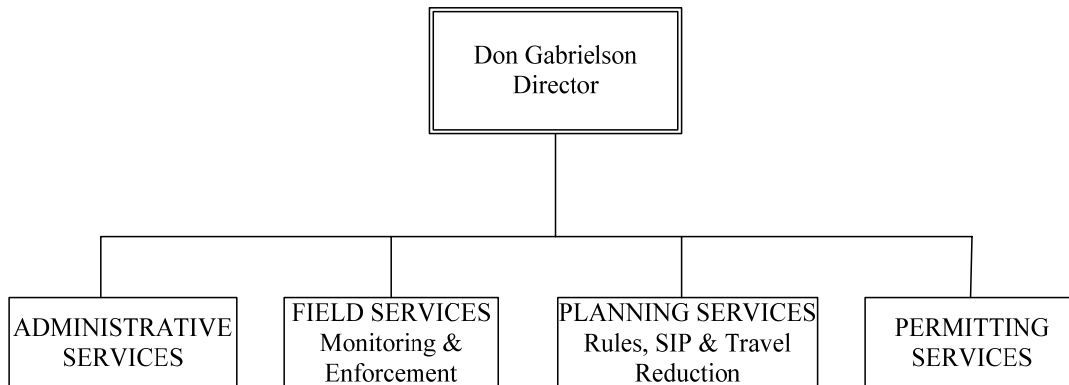
BUDGET BY CATEGORIES OF EXPENDITURES	FY 2004-2005 Actual	FY 2005-2006 Budget	FY 2005-2006 Actual	FY 2006-2007 Budget	Percent Over Last Year
Personal Services	1,124,425	1,309,172	1,449,292	1,653,538	26%
Supplies	64,263	67,500	88,126	111,962	66%
Outside Services	56,856	353,125	191,902	302,196	-14%
Capital Expenditures	0	0	1,118	0	N/A
Non-operating Expenses	0	0	0	0	N/A
Total	1,245,543	1,729,797	1,730,437	2,067,696	20%

Authorized Staffing

Personnel by Program	FY 2002-2003	FY 2003-2004	FY 2004-2005	FY 2005-2006	FY 2006-2007
Building Safety	24	25	30	38	42
TOTAL FT/PT Personnel	24	25	30	38	42



Air Quality Control District Donald P. Gabrielson, Director



Mission Statement:

The Air Quality Division has a multi-faceted mission:

- Protect the public from health risks caused by adverse air quality;
- Understand prevailing local air quality and sources that affect that air quality;
- Inform the public about air quality and source impacts;
- Assure source-compliance with relevant regulations;
- Support the Board of Supervisors in discussions regarding air quality policy initiatives;
- Mediate resolution of air quality nuisance issued where regulator standards do not resolve the matter.

Department Description:

The Air Quality Division of the Department of Development Services administers the air quality program established by the Board of Supervisors pursuant to A.R.S. § 49-471 *et seq.*



Did You Know?

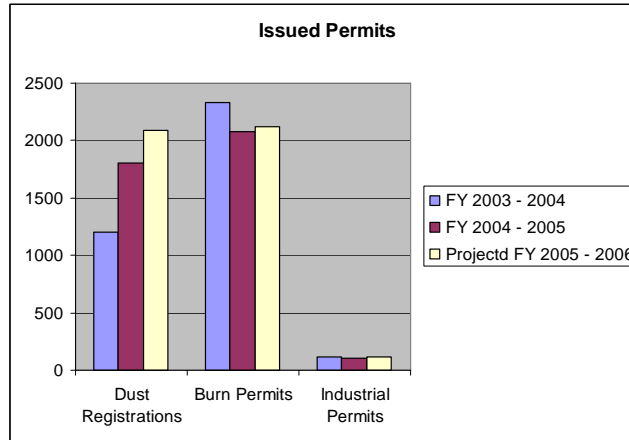
Leaving your vehicle at home during the summer months is the single most effective way to help prevent unhealthy ozone levels?

Accomplishments for FY 2005–2006:

- Operated 13 PM₁₀ monitoring sites, which show the diversity of ambient PM₁₀ concentrations within the county. Monitoring data shows that many areas of the county comfortably meet the prevailing ambient standards for particulate matter. That data also shows that some locations in the county clearly exceed those same standards. However, the EPA's current proposal to rescind the national ambient air quality standards for PM₁₀ clouds the regulatory significance of those exceedances in Pinal County.
- Began operation of a combined PM₁₀ and PM_{2.5} FRM ("federal reference method") monitoring system that should clearly show the incremental contribution of feed lot operations on ambient concentrations of both fine and coarse particulate matter.
- Installed a continuous particulate matter monitor in Stanfield.
- Operated five ozone monitoring sites, all of which continued to show compliance with the prevailing ozone standards.
- Issued over 1,809 construction-site-related dust registrations.
- Completed over 102 industrial permit transactions, including issuance of 27 new industrial permits.
- Continued implementation of a county-wide Travel Reduction Program, including arranging for grant-funding for a partial subsidy for van pool operations.
- Electronically entered air quality monitoring data in the EPA's AIR data network, which will make Pinal County's air quality data available over the internet.

Goals and Objectives for FY 2006 – 2007:

- Even in the face of the EPA's seemingly incongruous proposals to alternatively either effectively double the stringency of prevailing ambient standards for coarse particulate matter, or to do away with those standards altogether, advocate for and strive to maintain a structure and a system to regulate coarse particulate matter emissions in a manner that will protect the health, safety and welfare of citizens of and visitors to Pinal County.
- Obtain full EPA approval for the county's "major new source review" permit program, which will enable local permitting of major sources located in non-attainment areas within the county.
- Expand our meteorological and ambient monitoring networks to fairly and adequately assess air quality throughout the rapidly developing areas of Pinal County.



Budget Summary by Fund

Air Quality Control District

BUDGET BY PROGRAM	FY 2004-2005 Actual	FY 2005-2006 Budget	FY 2005-2006 Actual	FY 2006-2007 Budget	Percent Over Last Year
Air Quality	129,018	213,826	127,807	0	N/A
Air Quality Permits	533,775	618,028	549,670	829,413	34%
Dust Control Perm	141,540	283,343	288,202	516,957	82%
Grants	0	600,500	0	1,300	-100%
Grant 99-0182	43,386	81,329	81,081	87,383	7%
Travel Reduction	43,428	37,310	29,549	29,828	-20%
Air Quality/Grant Fy 2003	2,942	0	0	0	N/A
State Shared Gamin	30,766	0	0	0	N/A
Total - Air Quality Control Dist.	924,856	1,834,336	1,076,309	1,464,881	-20%

BUDGET BY CATEGORIES OF EXPENDITURES	FY 2004-2005 Actual	FY 2005-2006 Budget	FY 2005-2006 Actual	FY 2006-2007 Budget	Percent Over Last Year
Personal Services	701,060	968,676	866,813	1,012,123	4%
Supplies	105,309	97,738	85,695	82,628	-15%
Outside Services	66,616	673,772	65,515	236,130	-65%
Capital Expenditures	51,871	94,150	58,286	134,000	42%
Non-operating Expenses	0	0	0	0	N/A
Total	924,856	1,834,336	1,076,309	1,464,881	-20%

Authorized Staffing

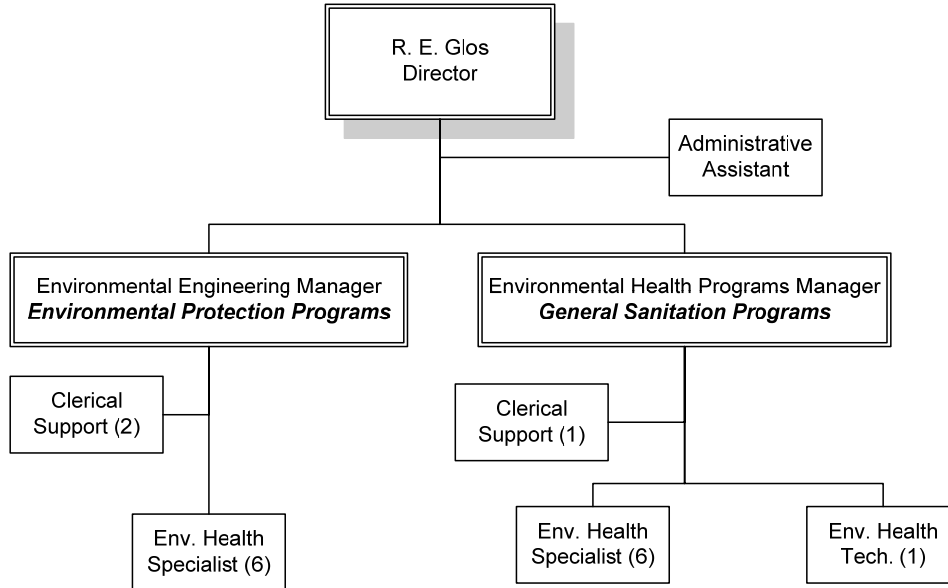
Personnel by Program	FY 2002-2003	FY 2003-2004	FY 2004-2005	FY 2005-2006	FY 2006-2007
Administration	3	3	4	5	5
Air Quality Permits	6	7	12	6	9
Dust Control	1	0	5	8	9
TOTAL FT/PT Personnel	10	10	21	19	23



(Left Blank Intentionally)



Environmental Health R. E. Glos, Director



Mission Statement:

The mission of the Division of Environmental Health is to assure assessment and improvement of environmental conditions and circumstances that affect the health of our communities.

Department Description:

The Division of Environmental Health administers a number of public health and environmental protection programs including communicable disease control, consumer food safety, surface water and groundwater protection, swimming pool and spa operation, hotel and motel sanitation, school and institutional safety, mosquito surveillance and control, and public nuisance investigation and abatement. Division of Environmental Health staff performs an array of plan review, inspection, surveillance, consultation, education, and compliance activities associated with the conduct of these programs. The Division of Environmental Health makes every effort to work closely with our public health and development services partners as well as other federal, state and local agencies to ensure the most appropriate, timely and efficient delivery of information and services.



Did You Know?

According to the U.S. Census Bureau, on-site wastewater treatment systems, primarily conventional septic tank systems, serve nearly 25 percent of U.S. households and almost 33 percent of new development. Approximately four billion gallons of wastewater are treated and discharged daily by septic tank systems. More than half of the existing septic tank systems in the U.S. are more than 30 years old.

Accomplishments for FY 2005-2006:

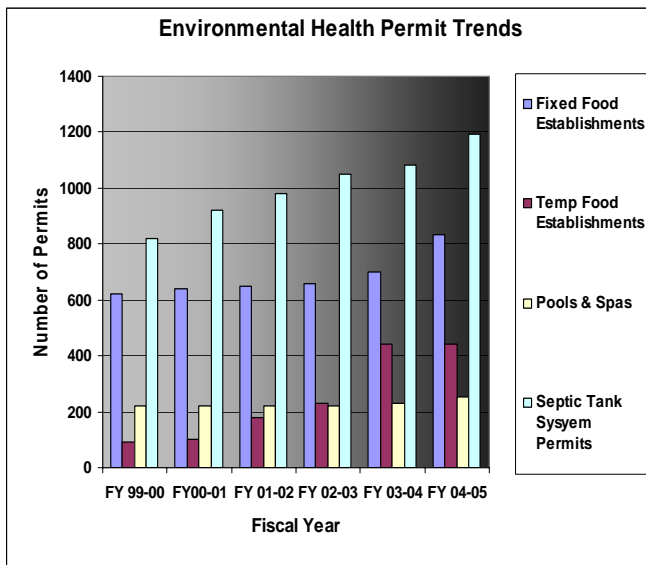
- The food program realized a 78 percent compliance rate with the Arizona State Food Code (no critical deficient items) for all routine food establishment inspections this past year. Our goal was 55 percent.
- The food program was one of only a handful of food programs across the country participating in the FDA Voluntary National Retail Food Regulatory Program Standards that completed the second self-assessment, a process to measure the success of the program in meeting the national standards and progress in reducing the occurrence of foodborne illness risk factors in Pinal County food establishments.
- An audit of our food program by Arizona Department of Health Services verified that we meet three out of the nine food program national standards. Verification of a fourth standard is currently pending.
- The food program developed and implemented specific policies and procedures for the on-site correction of critical violations and follow-up activities in Pinal County food establishments as well as procedures for documenting repeated violations of foodborne risk factors and the discussion of long term control measures needed to control these risks on the part of food establishment operators.
- The mosquito control program was the recipient of over \$5,000 in laboratory equipment from ADHS to allow us to speciate and test mosquitoes and birds in-house using the Rapid Analyte Measuring Platform (RAMP). The new lab enhances our surveillance capabilities and will improve our response to arboviral threats such as West Nile virus.
- Two additional members of the food and general sanitation programs staff received their Certified Pool Operator certification. Four of Five staff members are now certified in this area.
- Established a Pinal County On-site Wastewater Stakeholders Group. The group has met three times this year to discuss and advise on matters and issues associated with septic system site evaluation, system design, installation and implementation of state rules governing these activities.



- Added a Registered Professional Engineer to our Environmental Programs Section. Having a resident P.E. will allow us to take more of the ADEQ delegation for on-site wastewater systems.
- Acquired portable computers for the Environmental Programs Section staff that allowed the implementation of a computerized inspections system for the on-site wastewater program as well as other environmental program field activities.
- Will issue in excess of 1250 on-site wastewater treatment facility construction authorizations by the end of the fiscal year.

Goals and Objectives for FY 2006-2007:

- Negotiate for a larger piece of the ADEQ delegation, including review and approval authority for all Type 4 General Permits.
- Obtain BOS approval for a revised environmental health fee schedule.
- Develop policies and procedures to assist food program plan reviewers' process requests for variances to the requirements of the Arizona State Food Code, and to assist food program personnel verify and validate HACCP plans received as part of a variance request.
- Expand the Environmental Health web site to include forms and brochures for download by the public and regulated community.
- Add a new Environmental Health Specialist to the food program.
- Achieve an 80 percent compliance rate with the Arizona State Food Code (no critical deficient items) for all routine food inspections conducted in FY 06 – 07.





Budget Summary by Fund

Environmental Health

BUDGET BY PROGRAM	FY 2004-2005 Actual	FY 2005-2006 Budget	FY 2005-2006 Actual	FY 2006-2007 Budget	Percent Over Last Year
Environmental Program	324,577	472,620	367,737	393,072	-17%
General Sanitation	456,191	581,710	527,955	452,991	-22%
Vector Control	0	0	0	130,608	N/A
Total - Environmental Health	780,768	1,054,330	895,692	976,671	-7%

BUDGET BY CATEGORIES OF EXPENDITURES	FY 2004-2005 Actual	FY 2005-2006 Budget	FY 2005-2006 Actual	FY 2006-2007 Budget	Percent Over Last Year
Personal Services	694,467	961,344	792,924	814,176	-15%
Supplies	53,333	47,870	70,083	107,364	124%
Outside Services	32,968	45,116	32,685	55,131	22%
Capital Expenditures	0	0	0	0	N/A
Non-operating Expenses	0	0	0	0	N/A
Total	780,768	1,054,330	895,692	976,671	-7%

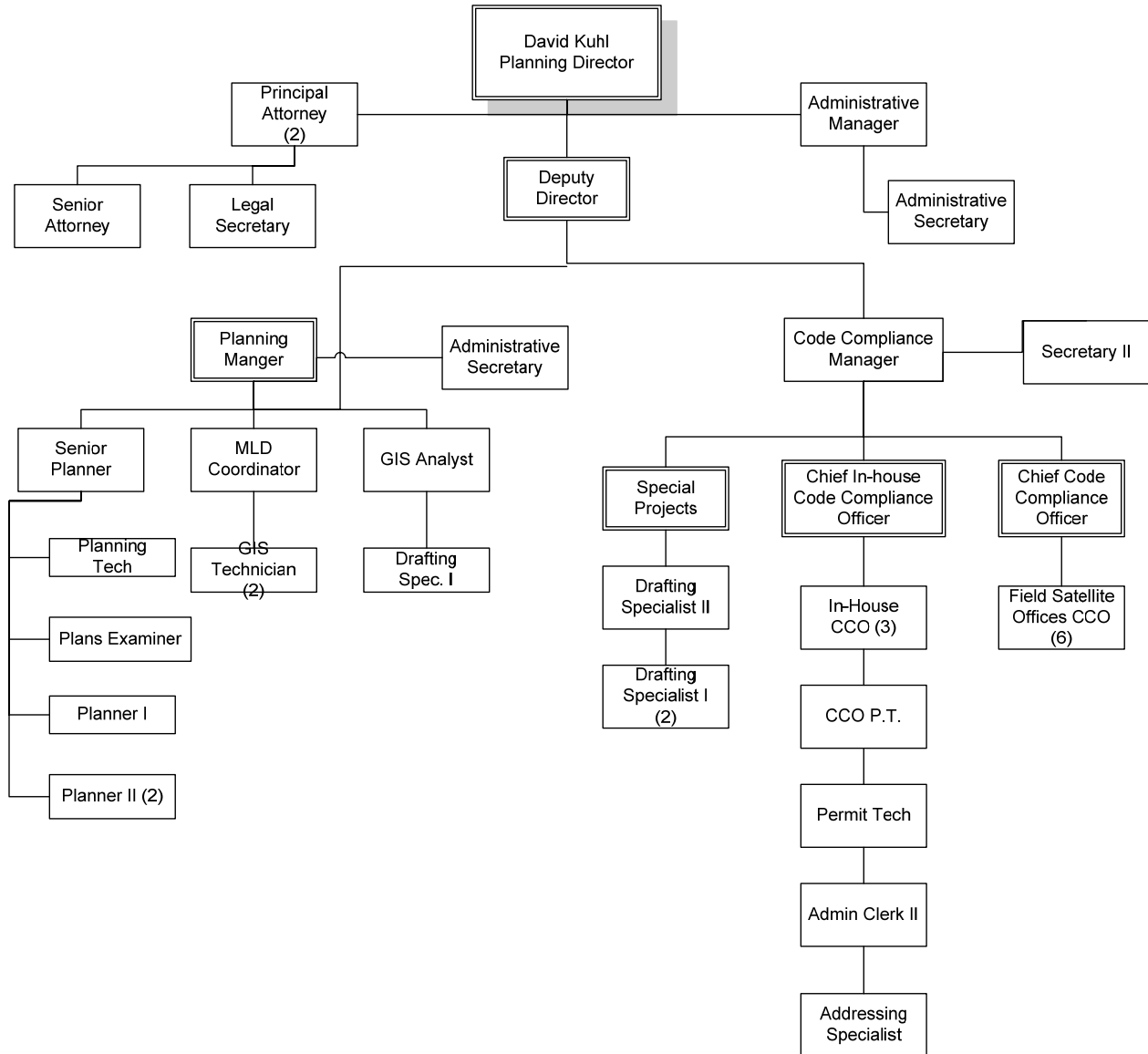
Authorized Staffing

Personnel by Program	FY 2002-2003	FY 2003-2004	FY 2004-2005	FY 2005-2006	FY 2006-2007
Administration	5	5	10	11	12
General Sanitation	1	1	6	12	12
TOTAL FT/PT Personnel	6	6	16	23	24



Planning and Development Services

David Kuhl, Director



Mission Statement:

“Working together to provide quality services, to enhance the growth and beautification of Pinal County for a better tomorrow.”

Department Description:

Provide the administration of the Pinal County Land Use Regulations, including zoning, subdivisions, minor land divisions, Planned Area Developments, Comprehensive Plans



and amendments, Specific Plans and amendments, Variances, Addressing, Mapping, processing of zoning clearances for building permits and manufactured homes permits, public inquiries related to planning and zoning, Zoning Ordinance Enforcement.

In addition to the above services, provide clearance for all building and mobile home placement permits, including flood elevation certificates, maps and permits. Also provides base mapping, brochure development, addressing and special project support to the Board of Supervisors or County departments in areas such as tourism, mapping, economic development coordination, legislation and policy.

Did You Know?

In 2005, the Planning and Development department assisted in the Florence office 9,479 customers and in the satellite offices assisted 6,379 which is a total of 15,858 customers. Amazing!

- Created probationer clean-up program for zoning violations
- Completed Design Guidelines for Gold Canyon DRO
- Completed 28,389 lots in the subdivision process, 27 PADS, 649 MLDS, 2,583 zoning clearances, 6,956 zoning inspections, 1,638 manufactured home inspections.

Accomplishments for FY 2005-2006:

- Completed the Minor Land Division Ordinance
- Completed countywide noise ordinance
- Developed power point presentations for Planning Commission and Board of Supervisors.
- Completed IGA with Pima County on Tortolitas Park
- Completed joint work session with Planning Commission and Board of Supervisors including district tours.
- Completed amnesty program for outstanding zoning fines

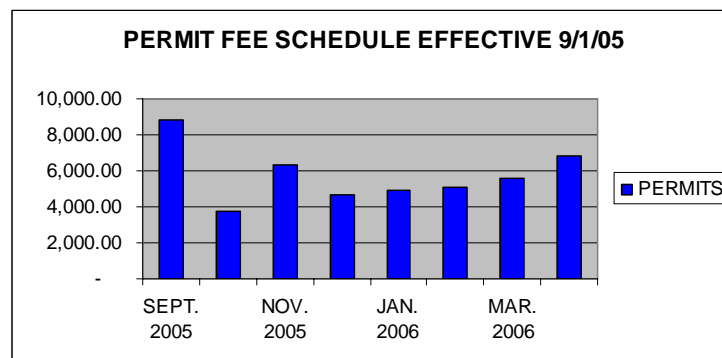
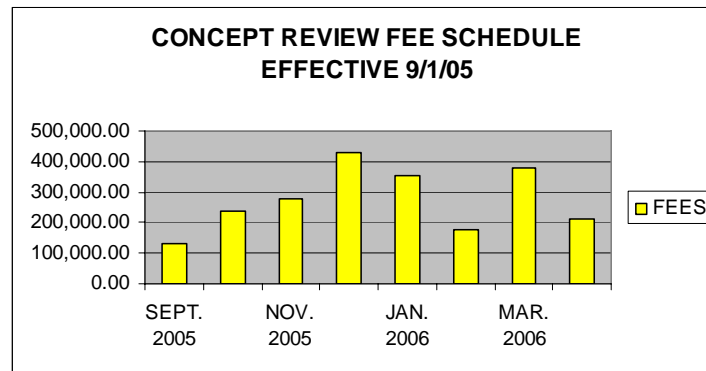
- Completed resource directory for all counter staff

Goals and Objectives for FY 2006-2007:

- Complete the Open Space Plan in 2007
- Complete the re-write of the Comprehensive Plan in 2007
- Complete the Subdivision Ordinance re-write by December 2006
- Complete the Minor Land Division Ordinance in 2006
- Complete the Impact Fees Program by December 2006



- Complete the Lighting Ordinance and Hillside Ordinance in 2006
- Complete the Zoning Ordinance re-write in 2006
- Facilitate County-wide Planning Director meetings to provide stepped-up communication/cooperation between Pinal County and its cities and towns.
- Continue the imaging project to electronically archive PAD's, Rezones, Subdivisions and other planning cases.
- Complete the PAD/Rezone of Hunt and Gantzel





Budget Summary by Fund

Planning and Development Services

BUDGET BY PROGRAM	FY 2004-2005 Actual	FY 2005-2006 Budget	FY 2005-2006 Actual	FY 2006-2007 Budget	Percent Over Last Year
Planning & Development	1,414,569	1,874,461	1,874,802	2,694,131	44%
Total - Planning and Development	1,414,569	1,874,461	1,874,802	2,694,131	44%

BUDGET BY CATEGORIES OF EXPENDITURES	FY 2004-2005 Actual	FY 2005-2006 Budget	FY 2005-2006 Actual	FY 2006-2007 Budget	Percent Over Last Year
Personal Services	1,241,609	1,680,161	1,696,847	2,110,831	26%
Supplies	53,143	51,250	68,975	83,500	63%
Outside Services	119,816	143,050	104,348	499,800	249%
Capital Expenditures	0	0	4,633	0	N/A
Non-operating Expenses	0	0	0	0	N/A
Total	1,414,569	1,874,461	1,874,802	2,694,131	44%

Authorized Staffing

Personnel by Program	FY 2002-2003	FY 2003-2004	FY 2004-2005	FY 2005-2006	FY 2006-2007
Planning & Development	27	29	33	35	42
TOTAL FT/PT Personnel	27	29	33	35	42



Airport Economic Development

Jim Petty, Director

Mission Statement:

The mission of the Airport Economic Development Department is to promote and foster safe aviation, while developing and administering airports that are sponsored by Pinal County.

Did You Know?

The Army Air Corps trained pilots for WWII at what is currently Pinal Air Park.

Accomplishments for FY 2005-2006:

- Installed self serve 12,000 gallon fuel system.
- Inclusion in Federal NPIAS program.
- Increased number of based aircraft by 30%.

Goals and Objectives for FY 2006-2007:

- Install water services.
- Complete engineering for taxiway.
- Start executive hangar development.



Budget Summary by Fund

Airport Economic Development

BUDGET BY PROGRAM	FY 2004-2005 Actual	FY 2005-2006 Budget	FY 2005-2006 Actual	FY 2006-2007 Budget	Percent Over Last Year
Airport Economic Development	304,657	724,400	421,473	869,181	20%
San Manuel Airport Construction	555	0	0	0	N/A
Total - Airport/Economic Development	305,211	724,400	421,473	869,181	20%

BUDGET BY CATEGORIES OF EXPENDITURES	FY 2004-2005 Actual	FY 2005-2006 Budget	FY 2005-2006 Actual	FY 2006-2007 Budget	Percent Over Last Year
Personal Services	91,396	113,487	111,236	121,131	7%
Supplies	4,850	3,720	29,706	49,100	1220%
Outside Services	76,957	382,193	70,952	168,950	-56%
Capital Expenditures	132,008	225,000	209,580	530,000	136%
Non-operating Expenses	0	0	0	0	N/A
Total	305,211	724,400	421,473	869,181	20%

Authorized Staffing

Personnel by Program	FY 2002-2003	FY 2003-2004	FY 2004-2005	FY 2005-2006	FY 2006-2007
Airport Economic Development	0	1	1	2	2
TOTAL FT/PT Personnel	0	1	1	2	2